

Size Guide

Rings

Print

This document should be printed in full-page A4 format and without enlarging/reducing the size of the document. To verify that the printout has been done correctly, verify that the segment below measures exactly 2cm.



The Guide

If you own a ring that fits perfectly to the finger you have chosen, you can place it on the corresponding circle in the diagram below to determine the exact size to order.

If it seems to you that your size is between two sizes we recommend you take the largest; in any case we are at your disposal to help you choose the right size, use the chat on the site or visit the [Contacts](#) section.

Size scheme
(measurements related to the diameter)


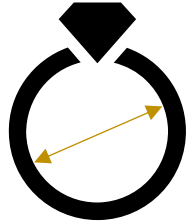


Image 1

Practical tips

Follow these little warnings so you don't get it wrong!


Diameter




Circumference




Smaller size



Larger size



Right size



Warnings

- Note that **the measurements shown in *Image 1* are related to Italian measurements**, use the table below to convert between your system and the Italian one.
- When **ordering** please refer to the corresponding **Italian size**, for example if you are in the USA and need size 9, you will have to indicate size 20 in the order.

Full size table

SIZE			FINGER CIRCUMFERENCE (mm)	RING DIAMETER (mm)
Italy	Europe	USA & UK		
8	48	4 ½	49	15,29
9	49	4 ¾	49	15,61
10	50	5 ¼	50	15,92
11	51	5 ¾	51	16,24
12	52	6	52	16,56
13	53	6 ¼	53	16,88
14	54	6 ¾	54	17,20
15	55	7 ¼	55	17,52
16	56	7 ½	56	17,83
17	57	8	57	18,15
18	58	8 ¼	58	18,47
19	59	8 ¾	59	18,79
20	60	9	60	19,11
21	61	9 ½	61	19,43
22	62	10	62	19,75
23	63	10 ¼	63	20,06
24	64	10 ¾	64	20,38
25	65	11	65	20,70
26	66	11 ½	66	21,02
27	67	11 ¾	67	21,34
28	68	12 ¼	68	21,66
29	69	12 ½	69	21,97
30	70	13	70	22,29
31	71	13 ¼	71	22,61
32	72	13 ¾	72	22,80
33	73	14 ¼	73	23,13

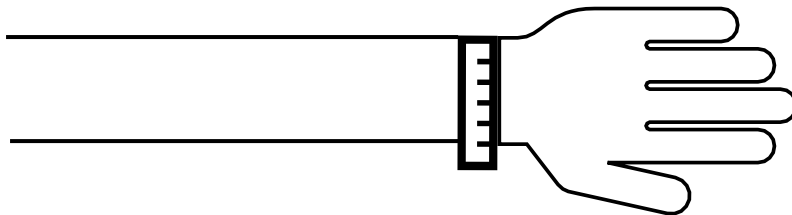
Bracelets

How to take the right Size

With a tape measure (or a strip of paper) measure the exact circumference of your wrist and then choose your size by referring to the following table:

Size	Circumference (cm)	Circumference (in)
XS	14-15	5,5-5,9
S	16-17	6,3-6,7
M	18-19	7,1-7,5
L	20-21	7,9-8,3

If your wrist has an intermediate size (e.g. 15.5 cm) choose the next larger size. If you do not find a match between your wrist and the measurements reported [contact us](#), we will try to do everything possible to help you in choosing the correct size.



- Use a tape measure, wrap it around your wrist and note the exact centimeters. If you don't have one at hand, do the same thing using a strip of paper, then measure it with a ruler.